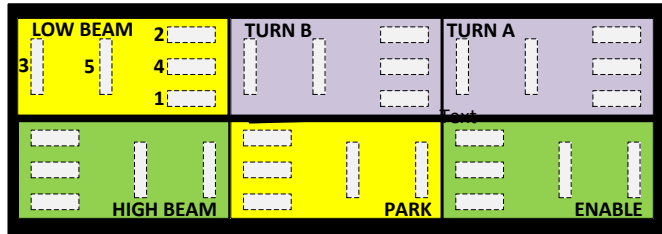


## 16160152 RAM TRUCK RELAY MODULE



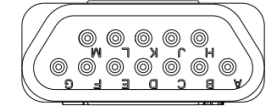
LOOKING DOWN AT RELAYS WITH CAP REMOVED -  
TERMINAL ONLY SHOWN FOR ORIENTATION

### TO UPFIT CONNECTOR ADAPTER

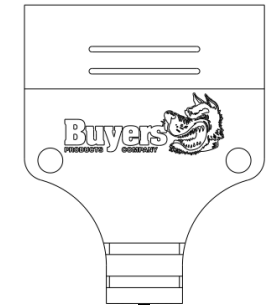
- A - RED/WHT - ENABLE
- B - GRY - GROUND EYELET
- C - YEL - LOW BEAM
- D - ORG - IGNITION SWITCHED POWER
- E - VIO/BLK - VEHICLE TURN
- F - GRN - HIGH BEAM
- G - BRN - MARKER LIGHT
- H - VIO/WHT - VEHICLE TURN

### GRILL HARNESS TO PLOW

- A - SWITCH WIRE
- B - LOW BEAM A
- C - HIGH BEAM A
- D - LOW BEAM B
- E - HIGH BEAM B
- F - PARK A
- G - TURN A
- H - GROUND
- J - PARK B
- K - TURN B
- L - AUX1
- M - AUX2

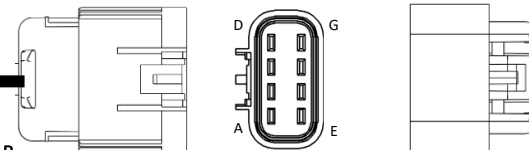


## 16160104 GRILL HARNESS



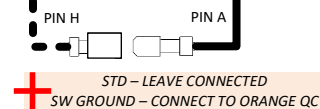
LOCKING TAB ON THIS SIDE  
WIRES EXIT THIS SIDE

SWAP A/B AS NECESSARY TO MATCH  
PLOW/TRUCK TURN SIGNALS

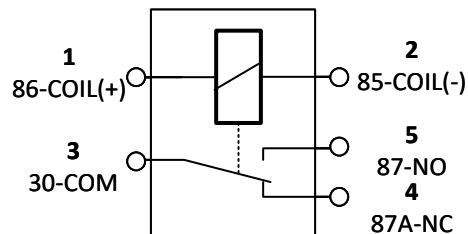


### RELAY TO GRILL HARNESS

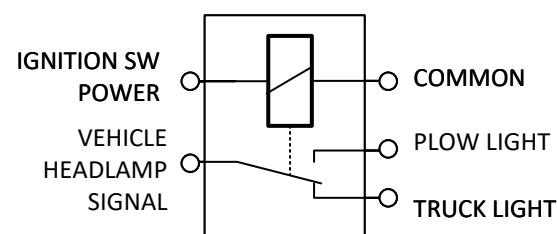
- A - GROUND
- B - LOW BEAM A
- C - HIGH BEAM A
- D - LOW BEAM B
- E - HIGH BEAM B
- F - PARK A
- G - PARK B
- H - SWITCH WIRE



### STANDARD RELAY



### HEADLIGHT RELAYS



### TURN SIGNAL RELAYS

